



**TĒNĀ KOUTOU,  
TAMARIKI MĀ,**  
tirohia tā tātou  
pānui ngahuru –  
the autumn pānui!

## IN THIS ISSUE

We are celebrating  
autumn – it's ngahuru!

We have heaps of  
activities, games  
and challenges  
inside! Start now!

Easter recipes,  
tips and activities!

School holiday  
scavenger hunt!

**Ngā Kaitiaki Moni  
has a new look!**

We've made some  
changes – see inside  
for more!

**Now for  
5-12 YEAR OLDS!**

**BE IN TO WIN!**

Competitions inside!

ISSUE 13

# KIA ORA, TAMARIKI MĀ!

Haere mai, welcome to Ngā Kaitiaki Moni  
Pānui Ngahuru, where we are celebrating  
autumn and the Easter holidays!

We're making some changes, e te whānau!

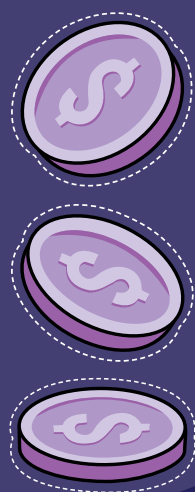
Ngā Kaitiaki Moni is now a club for tamariki aged 5-12 years!  
We'll still have all the same pānui, challenges and activities  
you know and love. Plus, we have a brand-new website!

CHECK IT OUT AT >

[www.whairawa.com/tamariki](http://www.whairawa.com/tamariki)

## Turning 13 soon?

Kei te pai – we have  
something exciting coming  
soon for our rakatahi.



Keep an eye  
out, we can't  
wait to get  
you on  
the waka!

Of course, our  
kaitiaki are  
coming along  
for the ride!



# Ngahuru



## COLOURING-IN



**Be in to win a Ngā Kaitiaki Moni  
t-shirt AND beanie – we have 5 to giveaway!**

So, ask a whānau member to take a photo of your colouring in and post on the  
Whai Rawa Facebook page with the hashtag **#kaitiakikid**

[www.facebook.com/whairawa](https://www.facebook.com/whairawa)

Competition closes 30 April 2023

General Giveaway Terms can be found here: [www.whairawa.com/tamariki/general-terms-for-giveaways](https://www.whairawa.com/tamariki/general-terms-for-giveaways)



# COIN TIME

Manawa has lost 10 of his coins  
in the Autumn leaves.

Let's help him to find them all!

Did you find all the  
coins, tamariki mā?

If you add up all his coins  
how much moni does he have?

\$

Nohinohi

S-8TAU

Young  
kids

AGES 5-8

AUTUMN  
ACTIVITIES

## PĀTAI TIME

What is your favourite thing  
to do in Autumn, tamariki mā?

---

---

---

---

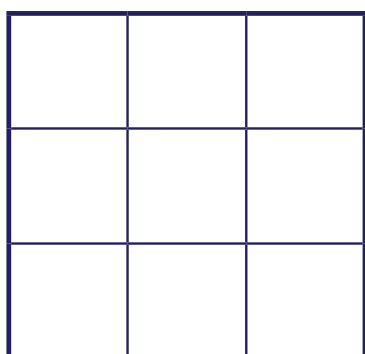
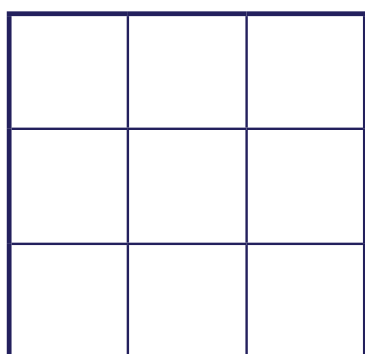
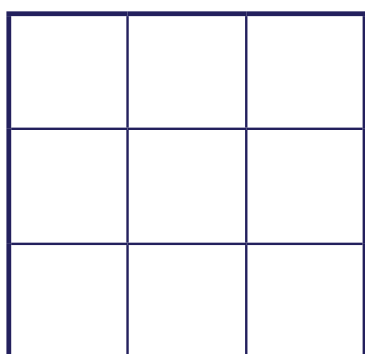
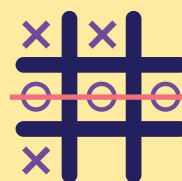
# NOUGHTS & CROSSES

*Tip*

Challenge a  
whānau member  
to play with you!

The game is played by  
two, and each player  
takes turns at adding  
either their nought or  
cross to a square.

The aim is to get three  
of your noughts or crosses  
in a row to win!



## WORD MATCH-UPS

Match together  
the sets of words!  
Draw a line between  
the matching set.

WORD MATCH-UPS  
Tahi – One  
Rua – Two  
Toru – Three  
Whero – Red  
Karaka – Orange  
Kōwhai – Yellow  
Kai kite – Goodbye  
Kai – Food  
Awa – River  
E noho – Sit down  
Kia ora – Hello  
Toru – Three  
Whero – Red  
Karaka – Orange  
Kōwhai – Yellow



# SUDOKU

## Have you done a sudoku before, tamariki mā?

The goal is to fill a grid and have each row and column containing the numbers 1 through to 4, 6 or 9 (depending on how many squares your grid is!). Remember, you are not allowed to repeat any numbers in each column or row.

## Here are some different options for you to try!

4X4 SUDOKU

	4		
		1	
	3		
		2	

6X6 SUDOKU

	1				2
6		2			
2				5	
	5				4
			1		3
3				2	

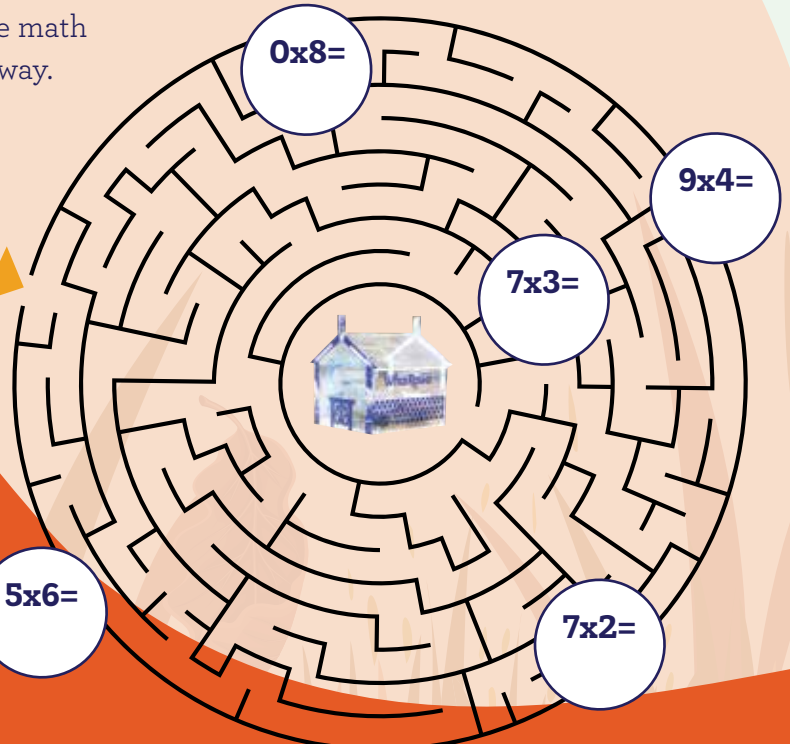
9X9 SUDOKU

			3		1	6		2
	2					7	1	
		8		7				
2	4		5	3	8	1	9	
9	8							3
7	5		1	2		4	6	8
		2	8		7		4	
	1							6
3	4	9	1					

# MAZE

Help the coin find its way into the Whai Rawa pātaka, tamariki mā!

Complete the math tasks on the way.



**Taiohi**

8-12 TAU

**Middle  
kids**

AGES 8-12

**AUTUMN  
ACTIVITIES**

# MYSTERY KUPU

Each word has a missing letter in it. Work out what the scrambled word is by using the hint on the left hand side.

Once you work out what the word is, write the missing letter down in the mystery word box.

Mystery word:

HINT	WORD	ACTUAL WORD
Leader of a team	INPTAA	
Positive emotion	PYPA	
Where to get medical assistance	TALISPH	
Fun to ride	OOERTS	
Colour of a tree trunk	WNBR	
Tool to write	ICPNE	
Opposite of light	VYHE	
Clothing for your legs	NSAP	
Sour fruit	LNMO	

MAZE:  
 0x8 = 8  
 CAPTAIN  
 7x3 = 21  
 HAPPY  
 9x4 = 36  
 HOSPITAL  
 5x6 = 30  
 SCOOTER  
 7x2 = 14  
 BROWN  
 PENCIL  
 HEAV  
 PANTS  
 LEMON  
 MYSTERY WORD:  
 Chocolate

3	4	1	5	2	6	6	3	4	9	1	2	8	7	5
5	2	6	1	4	3	8	1	7	4	5	3	9	2	6
1	5	3	2	6	4	5	9	2	8	6	7	3	4	1
2	6	4	3	8	1	7	4	5	3	9	2	6	4	1
6	3	2	4	1	5	7	5	3	1	2	9	4	6	8
4	1	5	6	3	2	9	8	1	7	4	6	2	5	3
4	1	2	3	8	2	4	6	5	3	8	1	9	7	5
2	3	4	1	6	8	2	7	4	5	3	9	2	6	8
3	2	1	4	9	6	8	5	7	1	4	3	9	2	6
1	4	3	2	7	5	3	9	1	6	8	2	5	4	3



# SCHOOL HOLIDAY SCAVENGER HUNT

Let's get outside these holidays! Ask your whānau to join you on a scavenger hunt and see what you can find.



## CAN YOU FIND...

- ☐ Something soft
- ☐ Something green
- ☐ Something smooth
- ☐ Something rough
- ☐ Something yellow
- ☐ Something green
- ☐ Something Red



## CAN YOU SEE...

- ☐ A spider web
- ☐ A bug
- ☐ A flower
- ☐ A cloud shaped like something
- ☐ A branch on the ground
- ☐ An acorn
- ☐ A feather

**Kā  
pakeketaka  
katoa**  
ALL AGES



Be into win – share your completed hunt with us and be in to win an outdoor prize pack!

Ask a whānau member to post on our Facebook page or send us an email!

[www.facebook.com/whairawa](https://www.facebook.com/whairawa)

[whairawa@ngaitahu.iwi.nz](mailto:whairawa@ngaitahu.iwi.nz)

Competition closes 30 April 2023

General Giveaway Terms can be found here:

[www.whairawa.com/tamariki/general-terms-for-giveaways](https://www.whairawa.com/tamariki/general-terms-for-giveaways)

# AUTUMN ACTIVITIES



# EASTER EGG ROCKY ROAD



## Kā kīnaki | Ingredients

- ☐ 150 gram unsalted butter, chopped
- ☐ 1/4 cup firmly packed brown sugar
- ☐ 300 gram chopped dark chocolate
- ☐ 1/2 cup unsalted pistachios or any nuts
- ☐ 10 mini chocolate easter eggs
- ☐ 1/3 cup mini marshmallows  
(or chop up normal marshmallows)
- ☐ 150 gram chopped shortbread biscuits
- ☐ 150 gram chopped gummy lollies
- ☐ 1/2 cup shredded coconut



## Method

- 1 **Line a 15cm (base measurement) square cake pan with baking paper**, extending paper at two sides for handles. Melt butter and sugar in a saucepan over low heat; cook and stir for 2 minutes or until sugar dissolves. Add chocolate; cook and stir for 3 minutes or until melted and smooth. Cool for 10 minutes.
- 2 **Add nuts, easter eggs, marshmallows, biscuits and lollies.**  
Stir gently to combine. Transfer to prepared pan. Gently press down to compress mixture; level surface. Sprinkle top with coconut; press into chocolate mixture.
- 3 **Chill for 2 hours** or until set.
- 4 **Remove slice from pan.** Cut into squares and serve!

### Tamariki!

Ask an adult to help with the chopping and cooking over the stove.





# He Toa Taiao

## Did you know that Easter eggs are one of the most over-packaged products on the market today?

This means that as kaitiaki of the whenua, we need to be extra mindful this Easter and remember these recycling rules:

### ✓ Recyclable

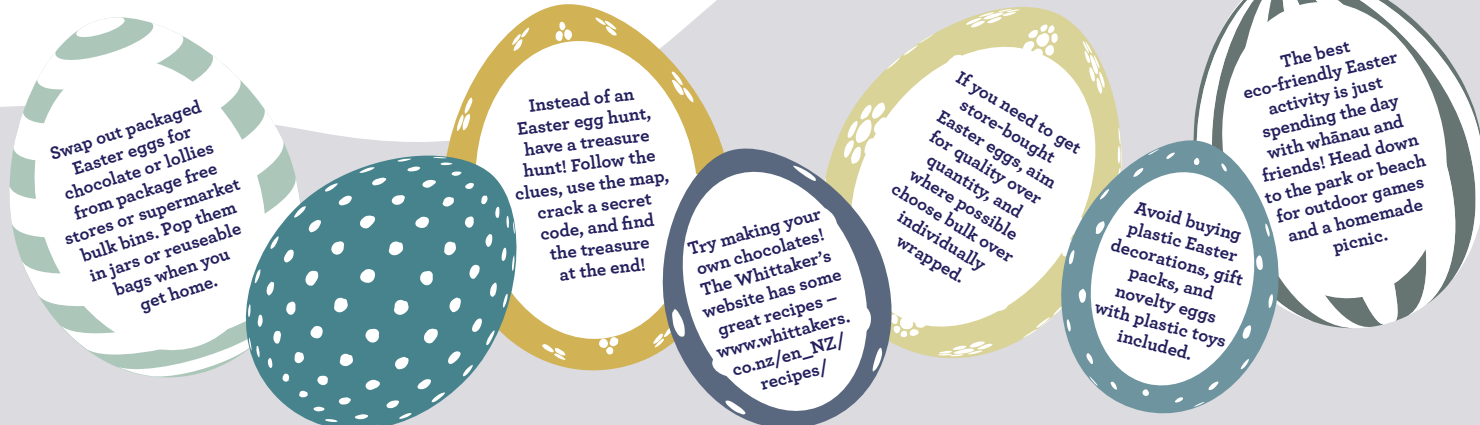
- » **Easter egg foil:** If you are in Dunedin, Tauranga or Auckland, then the foil from your Easter eggs can be recycled in your curbside recycling. For all other centres please check with your council.
- » **Easter Egg Boxes:** Cardboard and paper packaging around Easter eggs can be recycled just not soft plastic wrapping.

### ✗ Not Recyclable

- » **Hot Cross Bun Bags:** Soft plastics, or plastic that you can scrunch in your hand is not recyclable in your yellow recycling bin. However, you can dispose of soft plastic bags at your local supermarket soft plastics recycling collection bin.



## Tips for an eco-friendly Easter



## Kia ora, tamariki!

He Toa Taiao is back  
and taking on the  
Easter school holidays.

### Tip

Wash hard boiled eggs in warm water to remove any oily residue that can affect the colour dyeing process and let cool before dyeing.

### Egg Decorating Activity

**Decorating Easter eggs is a fun and creative Easter activity for the whole whānau to get involved in. Rather than paint using natural dyes like in this activity can help reduce the amount of chemicals running into our waterways.**

It is possible to make your own natural dyes from fruits, vegetables and spices found in your kitchen by boiling 4 cups of water, 2 tablespoons of white vinegar and simmer with the ingredients for 30 minutes.

### To start you off, try the below!



**Bright blue:** Red cabbage or red onion skins



**Pounamu green:** Spinach leaves



**Yellow:** Orange or lemon peels or ground turmeric



**Pink:** Beetroot or raspberries

There is no exact amount for each of the above ingredients to use, put a couple of handfuls of each of the bigger items and a few tablespoons of the spices. Let the water boil for a while and see how brightly coloured the water is!



**Small steps count,  
tamariki mā!**



## A huge mihi to those who took part in our Pakihi Challenge in January!

The judges loved seeing every single pakihi come to life and were so impressed and inspired by you all – ka mau te wehi, e hoa mā!

Check out our winners!



YOU CAN FIND ALL THE ENTRIES AT >

[www.whairawa.com/tamariki/pakihi-challenge-entries/](http://www.whairawa.com/tamariki/pakihi-challenge-entries/)

**Tūhono Mai**  
To stay connected with us

- » New Zealand freephone  
**0800 942 472**
- » Calling from overseas  
**+64 3 366 4344**
- » You can reach us between 8.30am and 5.00pm Monday to Friday, except public holidays.
- » Find us online at  
**[www.whairawa.com](http://www.whairawa.com)**
- » Find us on  
**[www.facebook.com/whairawa](https://www.facebook.com/whairawa)**

**We'd love to see what you're up to!**

You can ask Mum, Dad or a whānau member to post on social media using the hashtag **#kaitiakitiki** for the chance to win some awesome prizes.

They can also help you send us a photo of you with your Kaitiaki Moni certificate, playing some of the games or helping your whānau and friends.

**We can't wait to see what you get up to!**



Ngā Kaitiaki Moni is brought to you by Whai Rawa Fund Limited. Whai Rawa Fund Limited is the issuer of the Whai Rawa Unit Trust. A copy of the Product Disclosure Statement is available at [www.whairawa.com/pds](http://www.whairawa.com/pds).

**WhaiRawa** NGĀI TAHU