

## Fund Update Whai Rawa Rātā-Growth Fund

Whai Rawa Unit Trust

WhaiRawa NGĀI TAHU



### Quarter ending 30 September 2020

This fund update was first made publicly available on 29 October 2020.

#### WHAT IS THE PURPOSE OF THIS UPDATE?

This document tells you how the Whai Rawa Rātā-Growth Fund has performed and what fees were charged. Whai Rawa Fund Limited prepared this update in accordance with the Financial Markets Conduct Act 2013. The document will help you to compare the fund with other funds. This information is not audited and may be updated.


#### DESCRIPTION OF FUND

The Whai Rawa Rātā-Growth Fund invests mainly in shares and property related assets and seeks to provide long-term capital growth from a strong exposure to growth assets and lower investment in defensive assets. This fund may be suitable for investors who want to invest mostly in growth assets. Investors need to be comfortable with greater fluctuations in returns than can be expected from the Mataī-Balanced Fund.

Total value of the fund	\$11,056,827
Number of members in the fund	2,580
Date the fund started	17 February 2020

#### WHAT ARE THE RISKS OF INVESTING?

##### Risk indicator for the Whai Rawa Rātā-Growth Fund



The risk indicator for the Whai Rawa Rātā-Growth fund is 4. The risk indicator is rated from 1 (low) to 7 (high). The rating reflects how much the value of the fund's assets goes up and down (volatility). A higher risk generally means higher potential returns over time, but more ups and downs along the way.

To help you clarify your own attitude to risk, you can seek financial advice or work out your risk profile at [www.purl.co.nz/wr/riskquiz](http://www.purl.co.nz/wr/riskquiz).

Note that even the lowest category does not mean a risk-free investment, and there are other risks that are not captured by this rating.

This risk indicator is not a guarantee of a fund's future performance. The risk indicator is based on the returns data for 5 years to 30 September 2020<sup>1&2</sup>. While risk indicators are usually relatively stable, they do shift from time to time. The risk indicator will continue to be updated in future fund updates. Please see the Product Disclosure Statement (PDS) for more information about the risks associated with investing in this fund. Refer to [www.whairawa.com/pds](http://www.whairawa.com/pds).

## HOW HAS THE FUND PERFORMED?

	Past year
<b>Annual return</b> (after deductions for charges and tax)	Not Applicable
<b>Annual return</b> (after deductions for charges but before tax)	Not Applicable
<b>Composite of market index annual return</b> (reflects no deduction for charges and tax) <b>and peer group indices annual return</b> (after deduction for charges but before tax) <sup>2</sup>	3.18%

The composite index return is the strategic asset allocation weighted benchmark index return, where the benchmark indices are defined in the Statement of Investment Policy and Objectives (SIPO). Additional information about the composite index is available on the offer register at [www.discloseregister.companiesoffice.govt.nz](http://www.discloseregister.companiesoffice.govt.nz).

## WHAT FEES ARE INVESTORS CHARGED?

Investors in the Whai Rawa Rātā-Growth Fund pay fund charges. As at 31 March 2020 these were:

	% of net asset value
<b>TOTAL FUND CHARGES</b>	0.92%
<b>Which are made up of:</b>	
<b>TOTAL MANAGEMENT AND ADMINISTRATION CHARGES<sup>3</sup></b>	0.92% <sup>3</sup> estimate - see explanatory note 3 for more information
<b>Including:</b>	
Manager's basic fee <sup>4</sup>	0.00% <sup>4</sup> see explanatory note 4 for more information
Other management and administration charges <sup>3</sup>	0.92% <sup>3</sup> estimate - see explanatory note 3 for more information
<b>TOTAL PERFORMANCE BASED FEES</b>	0.00%

Investors are not currently charged individual action fees for specific actions or decisions (for example, for withdrawing from or switching funds). See the Whai Rawa PDS for more information about Scheme Fees.

Small differences in fees and charges can have a big impact on your investment over the long term.

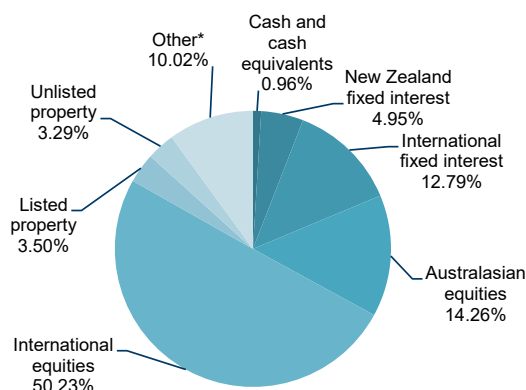
## EXAMPLE OF HOW THIS APPLIES TO AN INVESTOR

Aroha contributed \$10,000 on 17 February when the Rātā-Growth Fund started and did not make any further contributions. As at 30 September 2020, Aroha received a return after fund charges were deducted of \$79.00 (0.79% of her initial \$10,000). Aroha did not have to pay other charges. This gives Aroha a total return after tax of \$21.00 for the year.

## WHAT DOES THE FUND INVEST IN?

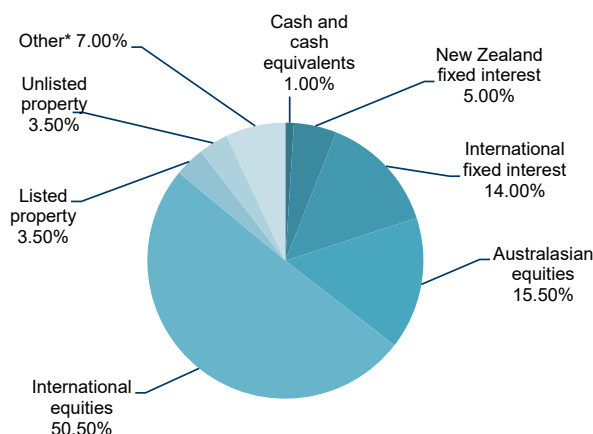
### Actual Investment Mix

This shows the types of assets that the fund invests in.



### Target Investment Mix

This shows the mix of assets that the fund generally intends to invest in.



\*Includes listed and unlisted infrastructure assets and alternatives

### Top 10 Investments

Name	% of fund net assets	Type	Country	Credit rating (if available)
1 Nikko Asset Management Wholesale SRI Equity Fund	10.69%	Australasian equities	New Zealand	NA
2 First State Investments Global Listed Infrastructure Fund	2.12%	Other**	New Zealand	NA
3 US Dollar	1.13%	International equities	United States	NA
4 Aviva Investors Multi-Strategy Fixed Income Fund	1.02%	International fixed interest	Australia	NA
5 Danaher Corp Common Stock	0.85%	International equities	United States	NA
6 Investa Commercial Property Fund	0.84%	Unlisted property	Australia	NA
7 KKR & Co. Lp Global Infrastructure Fund	0.82%	Other***	Australia	NA
8 New Zealand Dollar Custodial Account – MITNZ Sustainable Global Equities	0.71%	International equities	Ireland	NA
9 Charter Hall Core Plus Industrial Fund	0.69%	Unlisted property	Australia	NA
10 Microsoft Corp Common Stock	0.60%	International equities	United States	NA
<b>Total Value of Top 10 Assets</b>	<b>19.47%</b>			

\*\*An investment in a fund that is primarily comprised of listed infrastructure assets.

\*\*\*An investment in a fund that is primarily comprised of unlisted infrastructure assets.

### Currency Hedging

Currency hedging can apply to some of the asset classes this fund invests in. The level of currency hedging for global shares is managed between 0% and 100% on a net of tax basis and may change over time depending on Mercer's view of the relative strength (or weakness) of the New Zealand dollar. Other global assets classes (Global Fixed Interest and Real Assets) target a 100% net of tax hedge to the New Zealand dollar. Refer to the Statement of Investment Policy and Objectives for more information which is available from [www.disclose-register.companiesoffice.govt.nz/](http://www.disclose-register.companiesoffice.govt.nz/).

## KEY PERSONNEL

This shows the directors and employees who have the most influence on the investment decisions of the fund.

Name	Current Position	Time in current position	Previous/other position	Time in previous/other position
Fiona Pimm	Chair	2 years, 11 months	Whai Rawa Fund Limited Board Member (other position currently held)	6 years, 5 months
Paul Mersi	Board Member	5 years, 7 months	Financial Services Tax Partner at PriceWaterhouse Coopers (position previously held)	16 years
David Woods	Board Member	3 years, 10 months	Managing Director Oikocredit International, Netherlands (position previously held)	3 years, 10 months
Clare Murray	Board Member	2 years, 7 months	Owner/Consultant, Murray & Co (financial services) (other position currently held)	14 years, 6 months
Anthony Bow	Board Member	2 years, 7 months	Principal, Waimana Capital Limited (other position currently held)	4 years

## FURTHER INFORMATION

You can also obtain this information, the PDS for the Whai Rawa Unit Trust and some additional information from the offer register at [www.disclose-register.companiesoffice.govt.nz](http://www.disclose-register.companiesoffice.govt.nz).

### Notes

1. The Rātā-Growth Fund only came into existence on 17 February 2020 and therefore has not yet been in operation for 5 years. The risk indicator for the Rātā-Growth Fund has been calculated using composite index returns data for the period 1 October 2015 to the end of February 2020, and actual returns for the period from March 2020. As a result of composite index returns data being used, the risk indicator may provide a less reliable indicator of the potential future volatility of the Fund.

2. The annual return on a composite index (which is made up of market indices and peer group indices) has been used in the table in the section *How has this fund performed?* and to calculate and fill in the risk indicator in the section *What are the risks of investing?*. This is because there is no appropriate market index for the Rātā-Growth Fund as a whole and market indices are not applicable for some of the asset classes in this Fund. The composite index may be a less reliable indicator of performance than an appropriate market index. The return for the peer group indices reflected in the table in the section *How has this fund performed?* are after deduction for charges but before tax.

Additional detail regarding peer group and appropriate market indices can be found on the offer register at [www.disclose-register.companiesoffice.govt.nz](http://www.disclose-register.companiesoffice.govt.nz).

3. Included in the 'other management and administration charges' is the underlying fund manager's fixed percentage management fee charged at the underlying fund level. An estimate has been used for the remaining component of the 'other management and administration charges' which reflects the expenses incurred by the underlying fund manager (Mercer) in operating the underlying fund in which the Rātā-Growth Fund invests. There is no limit on the amount of expenses that can be recovered, but based on past years' data from similar funds Mercer manages, expenses (over and above the underlying fund manager's fixed percentage management fee) are not expected to exceed 0.20%, including any underlying performance fees.

4. In the Fund Update for the Fund for the quarter ending 31 March 2020, the Manager's basic fee in the charges table in the section *What fees are investors charged?* was populated with the underlying fund manager's fixed percentage management fee, to separate the fixed component of the total fund charges from the estimated component. The underlying fund manager's fixed percentage management fee has now been incorporated within the 'other management and administration charges' to ensure there was no suggestion that the Manager (Whai Rawa Fund Limited) itself charged a fee to the Fund, which is not the case.

5. The returns in this example are based on a hypothetical investor investing in the Fund as described. Unfortunately, the period used for the example is only 8 months to reflect the period of time the Fund has been in existence, and includes the start of the COVID-19 pandemic which has had a significant impact on returns over the period.