

Fund Update Whai Rawa Matai-Balanced Fund

Whai Rawa Unit Trust

WhaiRawa NGAI TAHU



Quarter ending 31 March 2024

This fund update was first made publicly available on 30 April 2024.

WHAT IS THE PURPOSE OF THIS UPDATE?

This document tells you how the Whai Rawa Matai-Balanced Fund has performed and what fees were charged. The document will help you to compare the fund with other funds. Whai Rawa Fund Limited prepared this update in accordance with the Financial Markets Conduct Act 2013. This information is not audited and may be updated.


DESCRIPTION OF THIS FUND

The Whai Rawa Matai-Balanced Fund invests in a wide range of assets and seeks to provide long-term capital growth by using a diversified portfolio with a slight bias towards growth assets. This fund may be suitable for investors who want a diversified investment with exposure to shares and real assets. Investors need to be comfortable with greater fluctuations in returns than can be expected from the Tōtara-Conservative Fund and who want to invest for the long term.

Total value of the fund	\$28,280,097
Number of members in the fund	5,077
The date the fund started	17 February 2020

WHAT ARE THE RISKS OF INVESTING?

Risk indicator for the Whai Rawa Matai-Balanced fund:



The risk indicator for the Whai Rawa Matai-Balanced Fund is 4.

The risk indicator is rated from 1 (low) to 7 (high). The rating reflects how much the value of the fund's assets goes up and down. A higher risk generally means higher potential returns over time, but more ups and downs along the way.

To help you clarify your own attitude to risk, you can seek financial advice or work out your risk profile at www.whairawa.com/riskquiz.

Note that even the lowest category does not mean a risk-free investment, and there are other risks that are not captured by this rating.

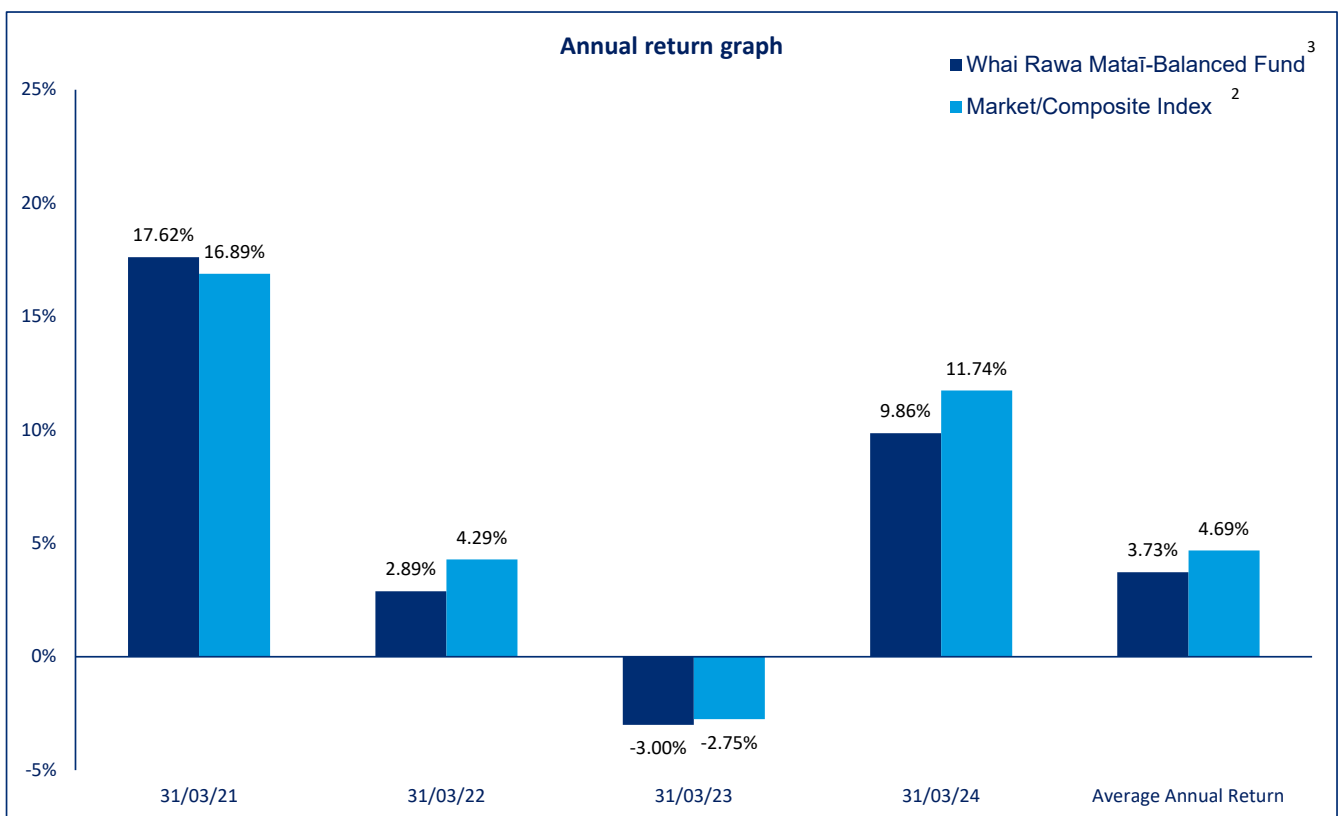
This risk indicator is not a guarantee of a fund's future performance. The risk indicator is based on the returns data for 5 years to 31 March 2024.^{1&2} While risk indicators are usually relatively stable, they do shift from time to time. The risk indicator will continue to be updated in future fund updates.

Please see the Product Disclosure Statement (PDS) for more information about the risks associated with investing in this fund. Refer to www.whairawa.com/pds.

HOW HAS THE FUND PERFORMED?

	Past year
Annual return <i>(after deductions for charges and tax)</i>	9.86%
Annual return <i>(after deductions for charges but before tax)</i>	10.41%
Composite of market index annual return <i>(reflects no deduction for charges and tax)</i> and peer group indices annual return <i>(after deduction for charges but before tax)</i> ²	11.74%

The composite index return is the strategic asset allocation weighted benchmark index return, where the benchmark indices (which comprise of market indices and peer group indices) are defined in the Statement of Investment Policy and Objectives (SIPO). Additional information about the composite index is available on the offer register at www.disclose-register.companiesoffice.govt.nz.



The annual returns shown for the Composite/Market Index do not include any deductions for tax but include deductions for some charges. Annual returns for the Whai Rawa Matai-Balanced Fund are shown after deducting charges and tax.

This shows the return after fund charges and tax for each year ending 31 March since the fund started. The last bar shows the average annual return since the fund started, up to 31 March 2024.

Important: This does not tell you how the fund will perform in the future.

Returns in this update are after tax at the highest prescribed investor rate (PIR) of tax for an individual New Zealand resident. Your tax may be lower.

WHAT FEES ARE INVESTORS CHARGED?

Investors in the Whai Rawa Matai-Balanced Fund are charged fund charges. In the year to 31 March 2023 these were:

	% of net asset value
TOTAL FUND CHARGES	0.69%
Which are made up of:	
TOTAL MANAGEMENT AND ADMINISTRATION CHARGES⁴	0.69% ⁴ estimate - see explanatory note 4 for more information
Including:	
Manager's basic fee	0.00%
Other management and administration charges ⁴	0.69% ⁴ estimate - see explanatory note 4 for more information
TOTAL PERFORMANCE BASED FEES⁴	0.00%

Investors are not currently charged individual action fees for specific actions or decisions (for example, for withdrawing from or switching funds). See the Whai Rawa PDS for more information about Scheme Fees.

Small differences in fees and charges can have a big impact on your investment over the long term.

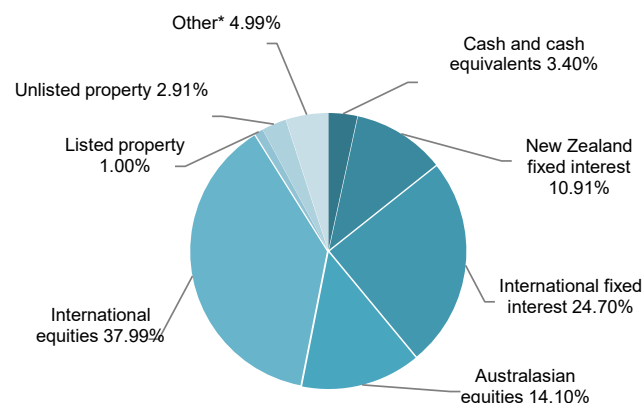
EXAMPLE OF HOW THIS APPLIES TO AN INVESTOR

Aroha had \$10,000 in the fund at the start of the year and did not make any further contributions. At the end of the year, Aroha received a return after fund charges were deducted of \$1,041.00 (that is 10.41% of her initial \$10,000). Aroha did not have to pay other charges. This gives Aroha a total return after tax of \$986.00 for the year.

WHAT DOES THE FUND INVEST IN?

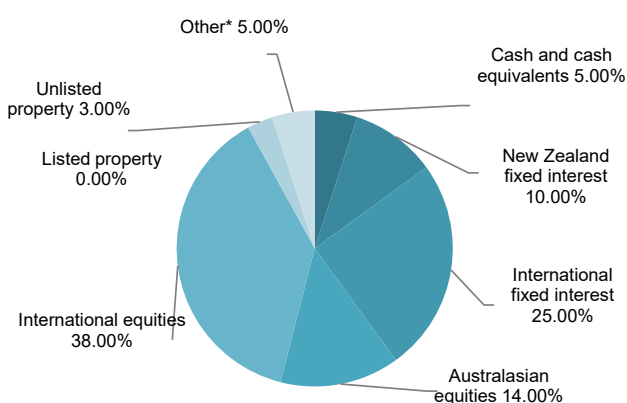
Actual Investment Mix

This shows the types of assets that the fund invests in.



Target Investment Mix

This shows the mix of assets that the fund generally intends to invest in.



*Includes listed and unlisted infrastructure assets

Top 10 Investments

Name	% of fund net assets	Type	Country	Credit rating (if available)
1 Microsoft Corporation	1.74%	International equities	United States	NA
2 Fisher & Paykel Healthcare Corporation Limited	1.70%	Australasian equities	New Zealand	NA
3 Auckland International Airport Limited	1.36%	Australasian equities	New Zealand	NA
4 Infratil Limited	1.31%	Australasian equities	New Zealand	NA
5 First Sentier Investments Global Listed Infrastructure Fund	1.27%	Other*	New Zealand	NA
6 Mercer Sustainable Plus Global Credit Fund	1.25%	International fixed interest	Australia	NA
7 Spark New Zealand Limited	1.12%	Australasian equities	New Zealand	NA
8 Contact Energy Limited	1.09%	Australasian equities	New Zealand	NA
9 Nvidia Corporation	1.01%	International equities	United States	NA
10 New Zealand Government Bond 1.50% 15/05/2031	0.96%	New Zealand fixed interest	New Zealand	AAA
Total Value of Top 10 Assets	12.81%			

*An investment in a fund that is primarily comprised of listed infrastructure assets.

Currency Hedging

Currency hedging can apply to some of the asset classes this fund invests in. The level of currency hedging for global shares is managed between 0% and 100% on a net of tax basis and may change over time depending on Mercer's view of the relative strength (or weakness) of the New Zealand dollar. Other global assets classes (Global Fixed Interest and Real Assets) target a 100% net of tax (assuming a 28% PIR) hedge to the New Zealand dollar. Refer to the Statement of Investment Policy and Objectives for more information which is available from www.disclose-register.companiesoffice.govt.nz/.

Hedging coverage, on a net of tax basis, for the Fund's exposure to foreign currency as at 31 March 2024 was 73.1%.

KEY PERSONNEL

This shows the directors and employees who have the most influence on the investment decisions of the fund.

Name	Current Position	Time in current position	Previous/other position	Time in previous/other position
David Boyle	Chair	0 years 1 months	Whai Rawa Fund Limited Board Member (other position currently held)	0 years 4 months
Anthony Bow	Board Member	6 years 1 month	Principal, Waimana Capital Limited (other position currently held)	7 years 6 months
Kendall Flutey	Board Member	0 years 4 months	CEO, Banqer (other position currently held)	9 years 3 months
Renata Davis	Board Member	0 years 1 month	Tumuaki/Partner, Kāhui Legal (other position currently held)	1 years 11 months
Henrietta Carroll	Board Member	0 years 1 month	Kaihautū, Mahaanui Kurataiao (other position currently held)	18 years 0 months

FURTHER INFORMATION

You can also obtain this information, the PDS for the Whai Rawa Unit Trust and some additional information from the offer register at www.disclose-register.companiesoffice.govt.nz.

NOTES

1. The Matai-Balanced Fund only came into existence on 17 February 2020 and therefore has not yet been in operation for 5 years. The risk indicator for the Matai-Balanced Fund has been calculated using composite index returns data for the period 1 April 2019 to the end of February 2020, and actual returns from March 2020. As a result of composite index returns data being used, the risk indicator may provide a less reliable indicator of the potential future volatility of the Fund.

2. The annual return on a composite index (which is made up of market indices and peer group indices) has been used in the table and in the bar graph in the section *How has this fund performed?* and to calculate and fill in the risk indicator in the section *What are the risks of investing?*. This is because there is no appropriate market index for the Matai-Balanced Fund as a whole and market indices are not applicable for some of the asset classes in this Fund. The composite index may be a less reliable indicator of performance than an appropriate market index. The Market/Composite Index returns reflect before tax returns and have not been adjusted for all applicable charges. The return for the peer group indices reflected in the table in the section *How has this fund performed?* are after deduction of charges but before tax.

Additional detail regarding peer group and appropriate market indices can be found on the offer register at www.disclose-register.companiesoffice.govt.nz.

3. Changes to the benchmarks and asset allocations have occurred from time to time since the inception of the Fund, and may occur in the future, meaning that the returns from one year to another may not be directly comparable as different asset allocations adopted in response to market conditions at the time will influence returns generated.

4. Included in the 'other management and administration charges' is the underlying fund manager's fixed percentage management fee charged at the underlying fund level. Also included within 'other management and administration charges' are performance-based fees charged by external managers of underlying funds that the fund invested into of 0.05%. Performance-based fees are subject to market movements and external manager performance and the amount of these fees may differ from year to year. These are not included in the line 'total performance-based fees' as this line relates to direct charges from the manager.